




Guide

Zurich / Switzerland

Oldtown Hostel Otter

download the PDF-File
with all recommendations



Near Hostel point of interest



- A** Oldtown Hostel Otter
- B** ATM (UBS)
Theaterstrasse 20
- C** Grocery Store (Coop)
Theaterstrasse 18 / Stadelhoferstrasse 41
- D** Sim Card (Sunrise Store)
Theaterstrasse 4
- E** Grocery Store (Aldi)
Stadelhoferstrasse 10, open on Sunday
- F** Cheap Pasta (Tschingg)
Oberdorfstrasse 2

Table of Contents

Places to eat nearby	4
Transport in Zurich / Switzerland	5
eurail / interrail	7
Flixbus.....	7
Zurich in one day	8
Switzerland in one day	10
GETTING TO ZURICH AIRPORT BY TRAIN.....	11
Nightlife/Clubbing IN ZURICH.....	12
Summerbars in Zurich	14
Places to swim and relax at the Lake	15
Places to swim and relax at the river	16
Excursions from Zurich	18
Hiking near Zurich.....	20
Summit Hikes (Summer only!).....	22
Summer Activities	25
Winter Activities.....	27

If you make a booking of min. 2 nights on www.oldtownzurich.ch you get a shirt for free and the best conditions for a booking (as long as available).

We want to make travellers aware, that for each booking through Hostelworld / booking.com etc. you pay 12 to 20 % commission. Please try to book directly! (hostelworld keeps the 15 % deposit as commission!)

Thank you



Rad Fyah is a music project supported by the hostel: check-out the youtube channel

Places to eat nearby

Grocery Stores (eat in our common room on the 2nd floor or at the lake when its nice weather)

Coop City (Mon-Sat), Theaterstrasse 18; (Prix Garantie are the cheapest products)

Aldi (Mo-Sun), Stadelhoferstrasse 10;

→ Saving tip in Coop City: Around 16 to 17 h often 50% on **Sandwiches / Salads**

Budget options from 10 – 15 CHF

Happy hour before 17 h in Wüste Café-Bar (downstairs): Tapas from CHF 10.--

Take away only:

Belcafe, Bellevueplatz, 8001 Zürich, belcafe.ch: **Pizza** (happy hour 11– 14 h)

Victoria Brezelbäckerei, Stadelhoferstrasse 41; brezelvictoria.ch: **Kebab, Falafel, French fries**

Kaimug, Falkenstrasse 2; kaimug.ch: **Asian Noodle / Rice Boxes**

Ässbar, Stadelhoferstr 8; aess-bar.ch: **bakery/sandwiches** from the previous day on discount

Napule, Stadelhoferstrasse 42; napule.ch: **Pizza**, three times World Champion (take away only) budget only with studentcard

Sit in possible:

Tschingg, Oberdorfstrasse 2; tschingg.eu: cheap and good **Pasta** only

Sternen Grill, Theaterstr. 22; sternengrill.ch: **Bratwurst** (CHF 8; typical Swiss -best in town)

Style Thai, Schoffelgasse 3: **Thai food**

Raclette Factory, Rindermarkt 1; raclette-factory.ch: **Swiss Raclette** (melted cheese)

Coop Restaurant, Theaterstrasse 18; coop-restaurant.ch: **budget breakfast / lunch**

Average options from 15 – 30 CHF

Noon, Oberdorfstrasse 9; noonexpress.ch: **Lebanese Food**

Cheti's Curry, Seefeldstrasse 7A; chetis.ch: **Indian Food**

Tibits, Seefeldstrasse 2; tibits.ch: **Vegetarian / Vegan Buffet**

Traditional Swiss Food from 20 CHF

Johanniter, Niederdorfstrasse 70; johanntier.com: reasonable priced **workers menu**

Swiss Chuchi, Rosengasse 10; hotel-adler.ch/swiss-chuchi-restaurant: **Fondue** and big choice of traditional swiss food (tourist restaurant)

Zeughauskeller, Bahnhofsstrasse 82A; zeughauskeller.ch, **Zürich gschnetzletes mit Röstli** (Zurich-style veal stew)

Älpli Bar after 5pm, Ankengasse 5; aelplibarzueri.ch; **Swiss cheese / sausages (cold)** “bar with swiss traditional ambient --- live music “

Transport in Zurich / Switzerland

For all train, bus or tram tickets and timetables check the official website sbb.ch/en or download the app



SBB CFF FFS



Google Play Store



Apple Store

In case you have specific questions, go to Stadelhofen Train Station (only 200m) to the **customer service of SBB** (normally open daily from **6:30 – 19:00**)

It's also possible to buy the tickets at the **vending machine** at Bellevue tram station or Stadelhofen Train Station (creditcard accepted)

*If you plan a lot of train rides in Switzerland you can consider getting a **Swiss Half Fare Card** for a month (CHF 120.--). This allows you, to get most train tickets, boats, railways and cablecars with 50% discount. Or get a **Swiss Travel Pass** with unlimited travel by train, bus and boat from 232 CHF for 3 days. You get information about this at every train station.*

How to get around in Zurich City

By foot: The cheapest option to get around in Zurich is just by feet, since the main attractions are pretty close to the hostel, it's possible to walk most of it

By bicycle: It's possible to rent bikes **for free**



at the **main train station**,
Europaplatz

free bike rental (Züri rollt)



By Tram and Bus: buy a **day ticket (valid for 24h) for Zurich (2 Zones)** for **9.20 CHF**, so you can use all trams and buses in Zurich city for 24h. You can get the ticket at the vending machines at every stop (they do accept credit cards) or buy them directly with the sbb app



How to get around in Switzerland

By Train: It's recommended to check available tickets on sbb.ch/en or on the app **in advance**, often you can find **supersaver tickets (time-bound!)** with a lower price. Sometimes you're also cheaper with a **Day-Pass for all over Switzerland**, make sure you buy it **at least one day in advance**, the prices start **from 52+ CHF**

By BlaBlaCar: BlaBlaCar is an online **platform for carpooling**, create a free account and find a ride for really low prices. It's by far the **cheapest option** to get around Switzerland.



Website of BlaBlaCar



eurail / interrail

If you travel by train in Europe, we suggest buying an Eurail / Interrail Pass. You can either buy a **Global Pass** (valid in 33 countries) or an **One Country Pass** (e.g. **Switzerland 3 days within 1 month for 133 Euro** if you're under 27, if you're 28 or older it costs **153 Euro**). The passes start **from 110+ Euro**.



website with more information

Always check in advance with the **rail planner app** if the train you wanna take is included in the pass and/or if you need an additional seat reservation.



Google Play Store



Apple Store

Flixbus

Another cheap way to get around in Europe is by flixbus, the only offer tickets from **FLIXBUS** Switzerland to another country and NOT for traveling around Switzerland.



website with timetable and ticket sale

Zurich in one day

start your day with a coffee at the famous **Café Bar Odeon** that was once the second home of avant-gard intellectuals like Lenin or William Sommerset it's located near to the hostel at the corner of Bellevue tram station (Limmatquai 2)



after coffee join a **free walking tour at 11am** (meeting point next to UBS - Credit Suisse at Paradeplatz) or **explore the oldtown** by yourself, don't miss out on **Grossmünster** (climb the tower for a nice view over the city for 5 CHF), **Fraumünster** (windows from Chagall) and



Bahnhofstrasse (one of the most expensive shopping streets in the world)



free walking tours Zurich


afternoon options with good weather to choose from

1. **Uetliberg** (landmark mountain of Zurich, nice walk)
2. **Lake** (take the swimsuit and relax at Chinawiese or Rentenwiese with locals)
3. **Boat Cruise** (take a boat cruise from Bürkiplatz)
4. **Polyterrasse** (enjoy the nice view from up there and drink a coffee / tea)

Afternoon options with rainy weather to choose from

1. **Museums** (depending on your interests there are different museums, the most famous are: Kunsthaus, National Museum and FIFA museum)
2. **Café Sprüngli** (get a coffee or hot chocolate and something sweet in a traditional confectionery, Löwenstrasse 49)
3. **Shopping mall** (visit the big warehouse Globus at Theaterstrasse 12 if you wanna go to a shopping mall visit Sihlcity)
4. **Prime Tower** (visit the trendy district Zurich West and enjoy a drink 120 meters above the city in the restaurant / bar Clouds at the very top of the Prime Tower)
5. **Sightseeing tour in tram**

eat typical swiss food at the **raclette factory** (Rindermarkt 1) which is basically melted cheese on potatoes



end your day with a drink at our bar downstairs (**Wüste Bar**) or go to the nice outdoor beergarden **Gerolds Garten** (Geroldstrasse 23)

Switzerland in one day

In case you only have one day here and you wanna see as much as possible, we recommend this round trip by train, which takes in total around 5 hours traveling time 😊



Of course, you can stay in each place for as long as you'd like

Inter- /Eurail: free | Day-Pass for all over Switzerland from 52+ CHF (QR-Code), only available until the day before

1. Zurich – Lucerne (40 – 60min)

Nice old town, beautiful lake and famous for the Kappelenbrücke




2. Lucerne – Interlaken Ost (2h)

Beautiful lakes and mountains



3. Interlaken Ost – Bern (50min)

very nice old town, famous for the Zytglogge, Bärengraben and the river Aare



4. Return from Bern – Zurich (1h)

GETTING TO ZURICH AIRPORT BY TRAIN

S16 every 30 minutes from **Stadelhofen** train station

Zurich Stadelhofen (300m)
direct to Zürich Flughafen/Airport

S16 track no. 1 (daily) CHF 7.00	
departure times:	arrival at airport:
5:08	5:29
5:41	5:59
6:11	6:29
6:41	6:59
every hour at :11 or :41 until:	
23:11	23:29
23:41	23:59

only 18 minutes by the train
more information on:

www.sbb.ch



Buy the ticket at the Stadelhofen station (**card or cash accepted** by the vending machine or at the counter).

The Stadelhofen trainstation is 300 meters (5 minutes' walk) away.

Walk on Oberdorfstrasse away from the big church, pass Rämistrasse at the traffic light, walk straight on Stadelhoferstrasse (pass Vapiano Restaurant and Coop City supermarket) until you get to the end of the street, there is a little park with the train station on your left.

Nightlife/Clubbing IN ZURICH



Every night happy hour at Wüste Bar before 10 pm

Monday

Boschbar – 5 CHF entry - Sihlquai 240 / 22:00 - 4:00 / *concerts, alternative, dj's*

Wednesday Clubs

Gonzo - free entry - Langstrasse 135 - *Hip-Hop, Afro, R&B* / after 23:00

Heldenbar - free entry - Sihlquai 240 - *electronic, partytune, Queer* / after 20:00

Thursday

Hive Club - student free entry, regular 15 CHF - Geroldstrasse 5 - *Electronic, Tech* / after 23h

Zukunft - free entry until midnight, after 10 CHF - Dienerstrasse 33, - *Electronic* / after 23h

Plaza - free for students until 24h, regular 15 CHF - Badenerstrasse 109, - *Partytunes* / after 22h

Amboss Rampe JAMSESSION - free entry – Zollstrasse 80 – *soul/funk/rock* / after 21h

Friday / Saturday

Rote Fabrik - Seestrasse 407 - music parties, alternative culture centre with many events

Mascotte (only 350m from hostel) – entrance fee - Theaterstrasse 10 – *various*, after 22:00

KAUZ - free entry until 11pm after prix libré - Ausstellungstrasse 21 - *Electronic*, after 22:00

Lady Hamilton's Pub - free entry - Beatengasse 11– *House, Partytune*

EXIL - from 25 CHF - Hardstrasse 245 - *Indie, Pop, Electronic*, after 23:00

Bagatelle 93 - 15 CHF – Langstrasse 93 – *Electronic*, after 22:00

Frieda's Büxe - around 25 CHF - Friedastrasse 23 - *House, Techno, Electronic*, after 23:00

Supermarket - online ticket 25 CHF - Geroldstrasse 17 - *Electronic*, after 23:00

Hive Club - varies from 20 – 35 CHF- Geroldstrasse 5 - *Techno, Electronic*, after 23:00

Sunday

Barfuss-Bar - 16 CHF - Stadthausquai 12 - *Pop, Funk, R'n'B, Electronic*, from 20:00 – 23:00

CHECK usgang.ch / agenda.tagesanzeiger.ch FOR MORE
INFORMATION ABOUT ZURICH` NIGHTLIFE

Bars / Pubs nearby – open daily until around 00:00



Bonnie Prince Pub, Zähringerstrasse 38

Kon-Tiki Bar, Niederdorfstrasse 24

Zähringer, Zähringerplatz 11 - (Mon closed) - *alternative café-bar*

Henrici, Niederdorfstrasse 1 - *hipster café-bar*

Ebrietas, Zähringerstrasse 39 - *rock bar*

Safari Bar, Zähringerstrasse 29

Oliver Twist, Rindermarkt 6 - *soccer on TV*

Bars / Pubs near Langstrasse (nightlife area from Thu-Sun)

Olé-olé-Bar - Langstrasse 138 / 17:00 -4:00 – *Jukebox (cult bar)*

El Lokal - Gessneralle 11 / *cool decoration, sometimes live music*

Mars Bar - Neufrankenstrasse 15 / 16:00 - 1:00 / *alternative*

Total Bar - Tellstrasse 19 / 17:00 - 00:00 / *alternative*

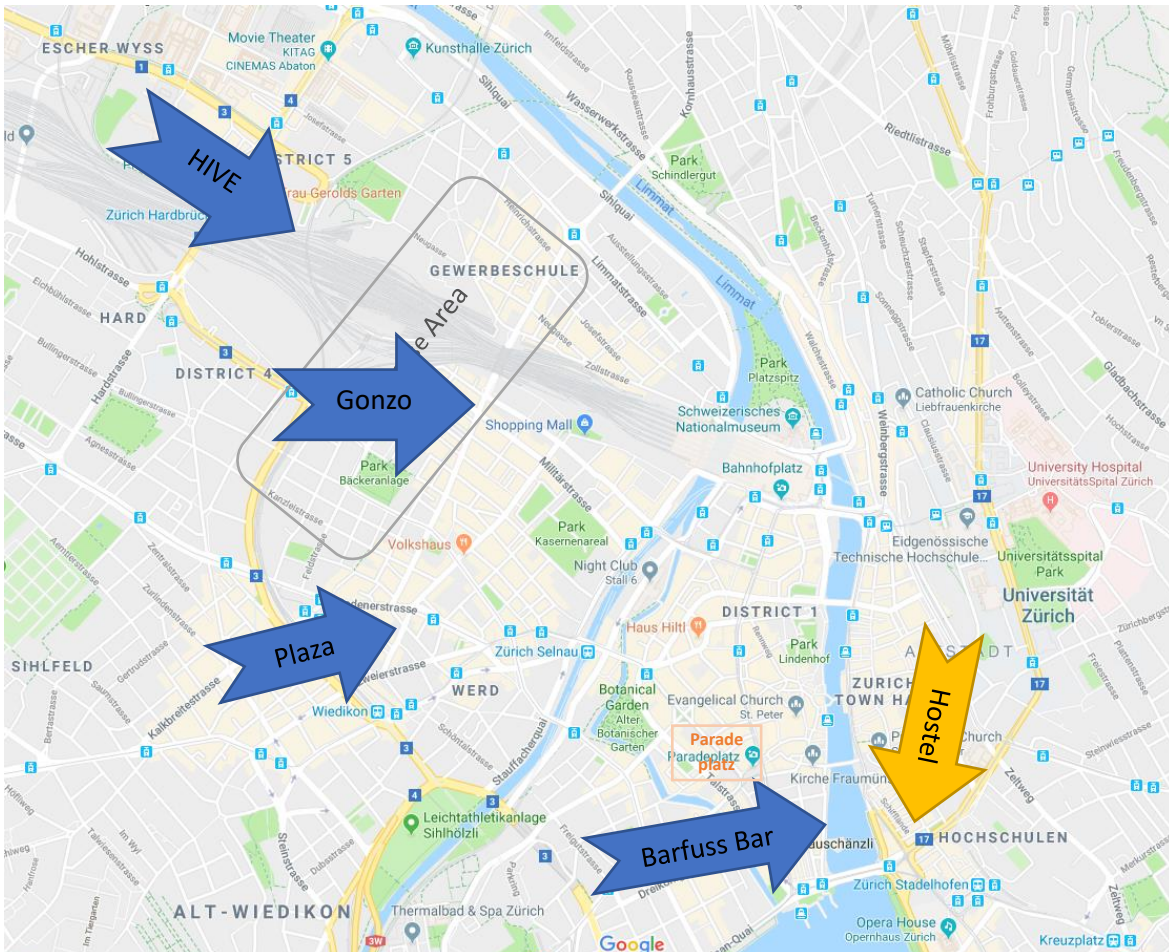
Der Kern - Hohlstrasse 48 / 18:00 - 1:00

Kasheme - Neugasse 66 / 17:00 (Sun & Mon closed)

Bar 63 - Rolandstrasse 19 / 16:00 - 24:00 (Sun closed)

Mata Hari - Langstrasse 237 / 17:00 - 2:00 (Sun & Mon closed) / *Rock*

Gotthard Bar - Langstrasse 63 / 17:00 - 2:00 (Sun closed) / *live concerts, dj's*



Summerbars in Zurich



Nearby (max 15min walk)

- 🍷 **Barfussbar**, Stadthausquai 12, open Wed, Thu and Sun
- 🍷 **Rimini Bar**, Badweg 10
- 🍷 **El Lokal**, Gessnerallee 11
- 🍷 **Rio Bar**, Gessnerallee 17
- 🍷 **Kleine Freiheit**, Weinbergstrasse 30



At the river Letten

- 🍷 **Primitivo**, Wasserwerkstrasse
- 🍷 **Stazione Paradiso**, Wasserwerkstrasse 89A
- 🍷 **Flussbar**, Wasserwerkstrasse 131, only open on Tuesday

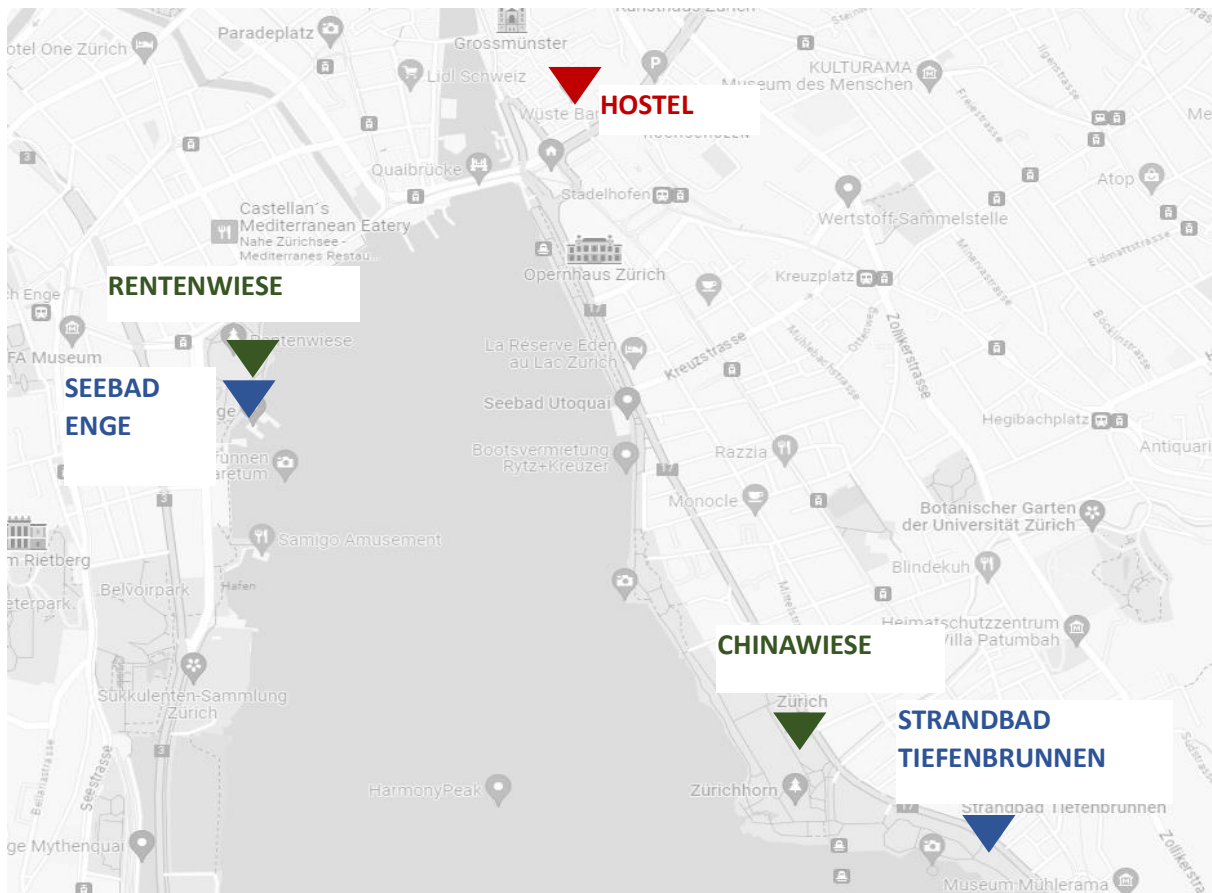


Others

- 🍷 **Kino Xenix Bar**, Kanzleistrasse 52
- 🍷 **Wohnzimmerbar**, Kalkbreitestrasse 10



Places to swim and relax at the Lake



Rentenwiese (15min walk)

public park where a lot of locals hang out
perfect to relax and take a swim in the lake



Seebad Enge (20min walk)

seaside resort, open from 8am to 8pm,
mixed pool and female only pool with
direct access to the lake, **entrance fee: 8CHF**



Chinawiese (25min walk)

public park where a lot of locals hang out
perfect to relax and take a swim in the lake



Strandbad Tiefenbrunnen (30min walk)

seaside resort, open from **9am to 8pm**, direct
access to the lake, diving platform, slide,
barbecue sites, **entrance fee: 8CHF**



In almost every town / village around the lake you have nice beaches to hang out, relax and take a swim in the lake. So you can also take a train out of the city if you wanna explore other places. 😊

Places to swim and relax at the river

Oberer Letten

nice area to hang out and take a swim
in the river, close by are nice outdoor
bars to have a drink or two 😊

How to get there: Tram Nr 4 Bellevue -
Limmatplatz (10min) + walk (5min) or walk
directly from the Hostel (35min)

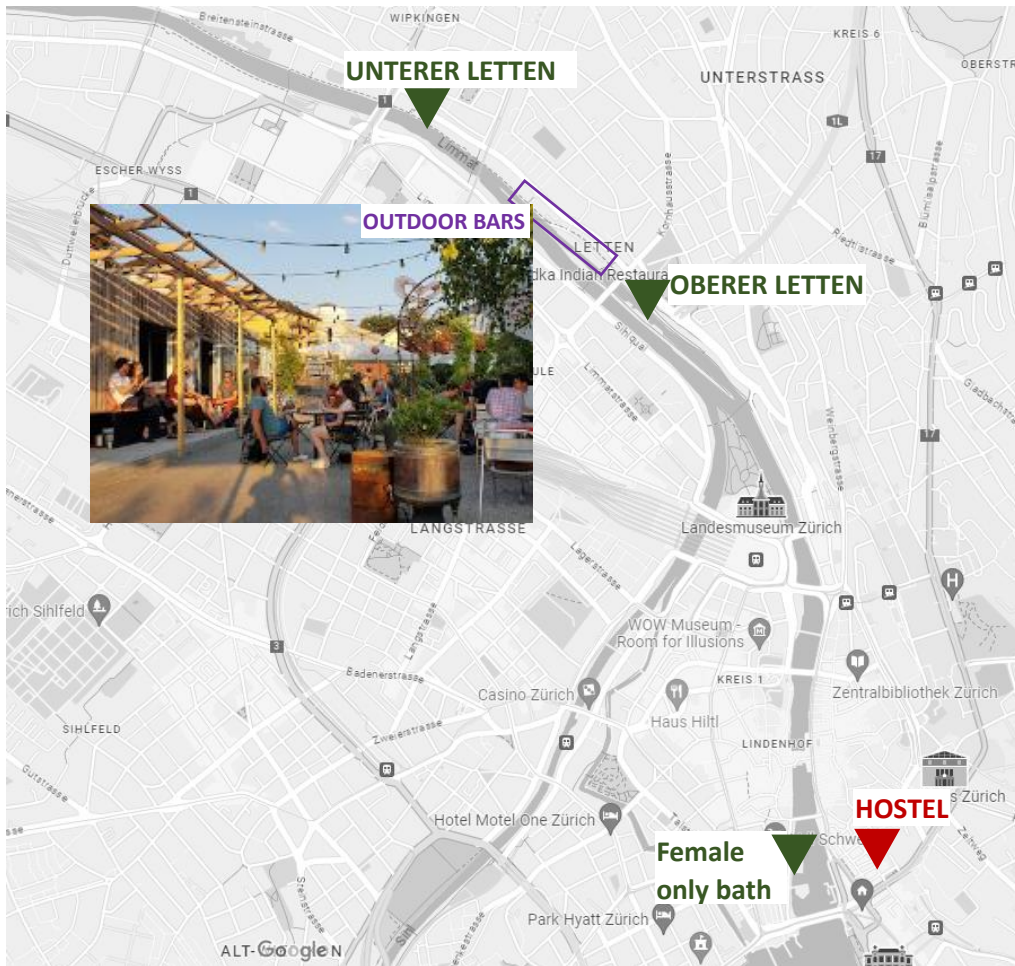


Unterer Letten

nice area to hang out and take a swim in
the river, has a non-swimmer pool a
diving platform

How to get there: Tram Nr 4 Bellevue
Löwenbrau (10min) + walk (5min) or walk
directly from the Hostel (40min)





Frauenbad Stadthausquai (female only)

Nice **female only** swimming pool directly at the river, **daily open from 7am to 7.30pm**, in walking distance from the hostel (5min), **entrance fee 8 CHF**. In the **evening** the Frauenbad becomes a nice **outdoor bar** called **Barfussbar** with live music open on Wednesday, Thursday and Sunday from 8m to midnight (on Sunday you need to buy a ticket for CHF 16), website www.barfussbar.ch/en/



Excursions from Zurich

Winterthur (half day)

Nice old town, technorama (cool museum for technic interested people) or photomuseum

How to get there: Train Stadelhofen - Winterthur (20min)

Ticket (return): The best option is to buy the **ZVV-9-Uhr-Tagespass** for **27 CHF** (valid from 9am) so you can use all trains and tram in and around Zurich all day long or the **ZVV-24h-Ticket 7 Zonen** for **31.20 CHF (Inter-/Eurail: free)**



map of where the ZVV-ticket is valid

Rapperswil (half day)

Nice town at the lake Zurich + boat cruise
boat cruise from Bürkliplatz (10min walk) to get back you can take the train from Stadelhofen (30min)



How to get there: Rapperswil (2h), to Rapperswil to
Ticket (return):

The best option is to buy the **ZVV-9-Uhr-CHF** (valid from 9 am) so you can use all trains and tram in and around Zurich all day long (boat included) or the **ZVV-24h-Ticket** for **35.60 CHF (Inter-/Eurail: free)**

Tagespass for **27**



online timetable boat cruises

Monastery Einsiedeln (half day)

one of the most beautiful baroque monastery, nice landscape, in case it's foggy in Zurich you should be able to catch some sun there 😊

How to get there: Zurich Main Train Station > Wädenswil > Einsiedeln (50min) or Stadelhofen > Rapperswil > Einsiedeln (1h20min), 10min walk from there to the monastery



Ticket (return): The best option is to buy the **Schwyz/Zug-ZVV-Tageskarte** for **45.60 CHF** (valid for 24h in both directions) (**Inter-/Eurail: free**)

Rheinfall (half day)

most powerful waterfall in Europe, boat trips, hiking – also recommended with bad wheater / rain, then the waterflow will be stronger 😊

How to get there: Train Stadelhofen – Neuhausen Rheinfall (1h)

Ticket (return): The best option is to buy the **Ostwind- ZVV-Tageskarte 9 Zonen** for **48.40 CHF**, (Inter-/Eurail: free)



boat tours (from **7CHF** up to **20+CHF**), **winter break** from november to the end of march = no boat tours then!!



hiking: small (1h) and big (2h) circular trail around Rheinfall

If you still have time in the afternoon, we recommend visiting **Schaffhausen**, which has a really nice old town + the fortress Munot where you have a nice view over the city

How to get there: Train or Bus from Neuhausen Rheinfall – Schaffhausen (10-15min), to get back you can take the Train from Schaffhausen – Stadelhofen (1h)

Ticket (return): The **Ostwind- ZVV-Tageskarte 9 Zonen** for **48.40 CHF** (**Inter-/Eurail: free**) is valid here as well, so you don't need to buy another ticket



Hiking near Zurich



The trails are marked either with yellow signposts or red-white signs

Nahziel	45 min
Zwischenziel	1h 30 min
Routenziel	2h 50 min



Uetliberg (870 m; half day, ca. 3 – 4 h)

Ticket: The best option is to buy a **day ticket (24h) for Zurich (2 Zones)** for **9.20 CHF** – you can use all trams, buses and trains in the city area (Zone 110) for 24 h after the time you get the ticket (vending machine at every stop are accepting credit cards)

You can either walk up to Uetliberg and continue hiking to Felsenegg +2h (see next page), take the train back from Uetliberg to Zurich or walk back down (1h)

Option 1: Starting Point Albisgütli (1 h – 1.5 h walk one way)

follow **‘Laternenweg’** up to Uetliberg Kulm


How to get there: walk to Paradeplatz (10min) and take there the tram line no. 13 to the last station Albisgütli (12min)

Option 2: Starting Point Triemli (1.5 h – 2 h walk one way)

How to get there: Take the tram line no. 2, 8 or 9 from Bellevue to Stauffacher (10min), change there to line no. 14 to the last station Triemli (10min)



info



Planet Trail: Uetliberg – Felsenegg, (half day, 2h walk)

How to get there: Train Zurich HB to Uetliberg (30 min) or walk up (see above), to get back take the cablecar from Felsenegg to Adliswil, then the train to Zurich (45min)

Ticket: The best option is to buy a **day ticket (24 h)** for 4 Zones for **18.40 CHF**, so you can use the tram and train in the city all day long, with Eurail / Interrail there is NO discount



Description of the trail + map

Lägern Ridge Hike: Regensberg – Baden (full day, 4h walk)

Baden has a nice old town, which you can explore, after the hike before returning to Zurich 😊

How to get there: Train from Zurich HB to Dielsdorf, then a bus to Regensberg Dorf (35min), to get back, take the train from Baden to Zurich (20min)

Ticket: The best option is to buy a **day ticket (24h)** for 5 Zones for **28.00 CHF** – so you can use the tram and train in the city all day long , with **Eurail / Interrail: 4.60 CHF** (you only need to pay the busticket from Dielsdorf to Regensberg)



short description




map

Summit Hikes (Summer only!)

The trails are marked either with yellow signposts or red-white signs

Nahziel	45 min
Zwischenziel	1 h 30 min
Routenziel	2 h 50 min

21	
----	---



These kinds of hikes are only recommended with **NO fear of heights** and **hiking boots**. Make sure you have enough water to drink (min 0.5l/h) and always bring a (rain) jacket with you. Always **check the weather** before, NOT recommended when rainy or cloudy, also check if there's still snow up there (especially in early or

late summer), hiking season is from **June – September**

If you wanna have a drink in a mountain cottage / restaurant, make sure you have **cash** (CHF) on you!

Hike along Lake Walen: Weesen to Quinten (full day, 3.5 h walk)

How to get there: train Zurich to Ziegelbrücke, from there take bus no 650 to Weesen (total 1 h)

How to get back: Boat Cruise Quinten to Weesen > Bus Weesen to Ziegelbrücke > train Ziegelbrücke to Zurich HB



Ticket (return): The best option is to buy a **Z-Pass OSTWIND-ZVV day ticket (24 h) all zones plus (= boat included)** for **66.00 CHF**— so you can use the tram and train in the city all day long, with **Eurail / Interrail: 22.30 CHF** (you only need to pay the busticket and the boat), Swiss **Travel Pass: 15.70 CHF** (only boat)



description of the trail

Mythen (1898 m, 3h hike)


How to get there (1h10min): Train Zurich to Wädenswil > Wädenswil to Einsiedeln; Bus Einsiedeln – Brunni SZ Talstation

You can either start your hike from there or take the cable car to Holzegg (5min)

Ticket (return): The best option is to buy a **Z-Pass Schwyz/Zug-ZVV day ticket (24 h) 11 zones** for **56.00 CHF**, – so you can use the tram and train in the city all day long. With **Eurail / Interrail: 14 CHF** (only bus), **Swiss Travel Pass: free**

The **cable car** costs you **+18 CHF**

trail description



Speer (1951m, 5.5h hike)


How to get there (1h10min): Train Zurich – Ziegelbrücke; Bus Ziegelbrücke – Amden, Dorf

How to get back: chairlift Mattstock /Niederschlag to Amden, Bus Amden – Ziegelbrücke, Train Ziegelbrücke - Zurich

Ticket (return): The best option is to buy a **Z-Pass OSTWIND-ZVV day ticket (24 h) all zones** for **58.00 CHF**, – so you can use the tram and train in the city all day long. With **Eurail / Interrail: 10 CHF** (only bus), **Swiss Travel Pass: free**

chairlift +10 CHF

trail description





Excursion to the alps: Mountain tops with nice view

Only recommended with nice weather!!!

Mountain Rigi (1798 m, ca. 5 – 6 h)

How to get there (1h 40 one way): Train Zurich to Arth-Goldau; cogwheel train from Arth-Goldau to Rigi Kulm

Ticket (return): ca. **122 CHF** (Inter-/Eurail: 39 CHF)




Excursion with Zurich Tourism: **132 CHF**



Pilatus (2128 m, ca. 6 – 7 h)

How to get there (2h10 one way): Train Zurich to Lucerne; Lucerne to Alpnachstad; cogwheel train from Alpnachstad to Pilatus Kulm

Ticket (return): ca. **142 CHF** (Inter-/Eurail: ca. 44 CHF)



Titlis (3238 m, ca. 6 – 7 h)

How to get there (2h20 one way): Trains Zurich to Lucerne; Lucerne to Engelberg; cable car from Engelberg to Titlis

Ticket (return): ca. **176 CHF** (Inter-/Eurail: 96 CHF)



Excursion with Zurich Tourism: **169 CHF**



Get information about trains from www.sbb.ch/en, you can get tickets online or get it at Stadelhofen (near the hostel) or at the Main train station. Tickets are valid for all trains on the chosen route during that day. You always have to choose the full price. *If you plan a lot of train rides in Switzerland you can consider getting a Swiss Half Fare Card for a month (CHF 120.--). This allows you, to get most train tickets with 50 % discount. You get information about this at every train station.*

Summer Activities

Fronalpstock (1922 m)

Steepest funicular railway in the world, breathtaking view at the top

How to get there (2h 20 one way): Train Zurich to Arth-Goldau: Bus to Schwyz, Stoosbahn, there you take the railway to Stoos. To reach the Fronalpstock change to the chairlift

Ticket (return): ca. **125 CHF** (Swiss Travel Pass: ca. 15 CHF (only chairlift), Inter-Eurail: ca. 80 CHF)



more information



In case you wanna do a hike from there, you can walk along the ridge to Klingenstein 😊

Ridge Hike Fronalpstock - Klingenstein (2128 m, ca. 2.5h)

Only recommended when **no fear of heights** and good shoes (**hiking boots**)!! Always check the weather before (**only with dry and sunny weather**)



map + description



Stanserhorn (1898 m)

How to get there (2h30 one way): Train Zurich to Lucerne; Lucerne to Stans; railway to Kälti, cabrio-cable car to Stanserhorn

Ticket (return): ca. **144 CHF** (Inter-/Eurail: ca. 62 CHF, Swiss-Travel-Pass: free)



website



Säntis (2502 m)

How to get there (2h30 one way): Train Zurich to Gossau SG; Gossau SG to Urnäsch; Bus to Schwägalp, cable car to Säntis

Ticket (return): ca. **156 CHF** (Inter-/Eurail: 39 CHF, Swiss-Travel-Pass: 29 CHF)



website



Get information about trains from www.sbb.ch/en, you can get tickets online or get it at Stadelhofen (near the hostel) or at the Main train station. Tickets are valid for all trains on the chosen route during that day. You always have to choose the full price.

*If you plan a lot of train rides in Switzerland you can consider getting a **Swiss Half Fare Card** for a month (CHF 120.--). This allows you, to get most train tickets, boats, railways and cablecars with 50% discount. Or get a **Swiss Travel Pass** with unlimited travel by train, bus and boat from 232 CHF for 3 days. You get information about this at every train station.*

Winter Activities

Ice Skating (from October to March)

How to get there: Take the Tram Nr. 5 from Bellevue to Zoo (15min) and walk from there 10min to the ice skating rink (**Dolder Kunsteisbahn**, Adlisbergstrasse 36)

Ticket: The best option is to buy a **day ticket (24h) for Zurich (2 Zones) for 9.20 CHF** – you can use all trams, buses and trains in the city area (Zone 110) for 24 h after the time you get the ticket (vending machine at every stop are accepting credit cards), **entrance fee for the ice skating rink is 8.00 CHF + 8.00 CHF for hiring ice skates**



Dolder Kunsteisbahn

Skiing @ Sattel-Hochstuckli (normally open from middle of December until March, but always check online! can depend on the weather)

Nice winter sports destination for tobogganing, snowshoe tours, winter loop trails or skiing. They also offer a ski-package for beginners. 😊

How to get there: Train from Zurich Main Train Station to Wädenswil, from there take the train to Biberbrugg and then the bus to Sattel - Talstation (1h 20min in total)



Ticket (return): The best option is to buy a **Z-Pass Schwyz/Zug-ZVV day ticket (24h) for 56 CHF** (vending machine at every stop are accepting credit cards), depending on your activities at the winter sports destination, the prices change



Ski-package for beginners (day pass + lesson + equipment) for **122 CHF**

Skiing @ Flumserberg (normally open from middle of December until March, but always check online! can depend on the weather)

Nice winter sports destination for tobogganing, snowshoe tours, winter loop trails or skiing. 😊

How to get there: Train from Zurich Main Train Station – Unterterzen (1h15min) from there you take the first cable car

Snow'n'Rail (Train + Skipass): The best option is to buy a **Snow'n'Rail Ticket**, so you get 20% discount on your train ticket and 10% discount on the ski pass. The prices start from around **140+ CHF**



Website to buy the Snow'n'Rail ticket

If you have an **Inter- / Eurail** you just have to buy the ski pass for around **70 CHF**

Ski Rental: At the station Flumserberg, Tannenboden you can rent snow wear and ski / snowboard gear.